

B.M.S. College of Engineering, Bengaluru-560019

Autonomous Institute Affiliated to VTU

September / October 2024 Supplementary Examinations

Programme: B.E.

Branch: Mechanical Engineering

Course Code: 22ME4PCFME

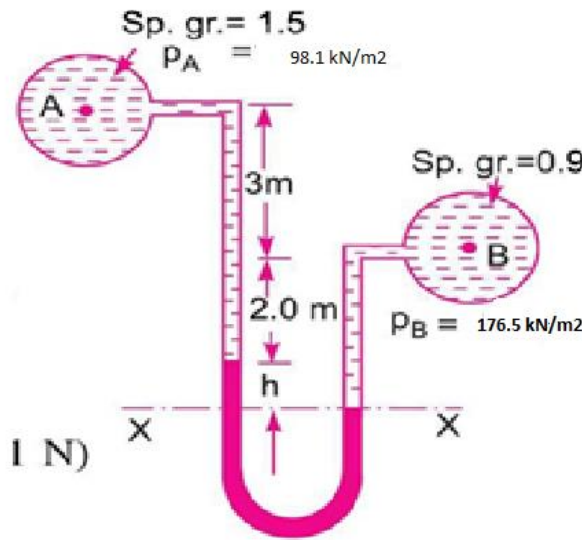
Course: Fluid Mechanics

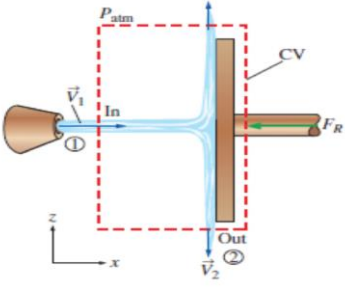
Semester: IV

Duration: 3 hrs.

Max Marks: 100

Instructions: 1. Answer any FIVE full questions, choosing one full question from each unit.
2. Missing data, if any, may be suitably assumed.

Important Note: Completing your answers, compulsorily draw diagonal cross lines on the remaining blank pages. Revealing of identification, appeal to evaluator will be treated as malpractice.			UNIT - I	CO	PO	Marks
	1	a)	Discuss the Concept of continuum, and Newton's law of viscosity.	CO1	PO2	10
		b)	<p>A differential manometer is connected at two points A and B of two pipes as shown in Fig 1. The pipe contains a liquid of sp. gr. = 1.5. while pipe B contains a liquid of sp. gr. = 0.9. The pressure at A and B are 98.1 kN/m^2 and 176.5 kN/m^2 respectively. Find the difference in mercury level in differential manometer.</p>  <p style="text-align: center;">Fig. 1</p>	CO4	PO1	10
			UNIT - II			
	2	a)	List and explain the types of fluid flow.	CO1	PO1	10
		b)	The velocity vector in a fluid flow is given as $V = 4x^3i - 10x^2yj + 2tk$. Find the velocity and acceleration of a fluid particle at spatial location (2, 1, 3) at time $t=1$.	CO4	PO1	10

		UNIT - III			
3	a)	What is Reynolds Transport Theorem (RTT)? Deduce an RTT equation for a fixed control volume.	CO3	PO2	10
	b)	<p>Water is accelerated by a nozzle to an average speed of 20 m/s and strikes a stationary vertical plate at a rate of 10 kg/s with a normal velocity of 20 m/s as shown in Fig 2. after the strike, the water stream splatters off in all directions in the plane of the plate. Determine the force needed to prevent the plate from moving horizontally due to the water stream.</p>  <p style="text-align: center;">Fig.2</p>	CO4	PO1 PO2	10
		OR			
4	a)	Derive the expression for a couette flow of viscous fluid between two parallel plates in which one plate is moving and other is fixed	CO3	PO1	10
	b)	An oil of viscosity 0.02 Ns/m ² is flowing between two stationary plates of 1 m wide maintained 10 mm apart. The velocity in the midway between the plates is 2 m/s. Calculate the pressure gradient, the average velocity, discharge, shear stress at the wall and pressure drop per unit length.	CO4	PO2	10
		UNIT - IV			
5	a)	Derive an equation for momentum and displacement thickness	CO3	PO1	10
	b)	<p>A boundary layer develops along the walls of a rectangular wind tunnel. The air is at 20°C and atmospheric pressure. The boundary layer starts upstream of the contraction and grows into the test section (Fig). By the time it reaches the test section, the boundary layer is fully turbulent. The boundary layer profile and its thickness are measured at both the beginning (x=x₁) and the end (x=x₂) of the bottom wall of the wind tunnel test section. The test section is 1.8 m long and 0.50 m wide (into the page in Fig). The following measurements are made.</p> $\delta_1 = 4.2 \text{ cm} \quad \delta_2 = 7.7 \text{ cm} \quad V = 10 \frac{\text{m}}{\text{s}} \quad (1)$ <p>At both locations the boundary layer profile fits better to a one eighth power law approximation than to the standard one seventh power law approximation.</p> $\frac{u}{U} \cong \left(\frac{y}{\delta}\right)^{1/8} \text{ for } y \leq \delta \quad \frac{u}{U} \cong 1 \text{ for } y > \delta \quad (2)$ <p>Estimate the total skin friction drag force F_D acting on the bottom wall of the wind tunnel test section.</p>	CO4	PO2	10

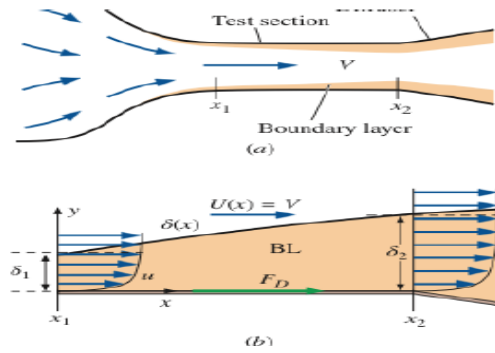


Fig .3

OR

6 a) Derive an expression for momentum Integral equation for two-dimensional incompressible laminar boundary layer. CO3 PO1 10

b) Water flows over a flat plate at a free stream velocity of 0.15 m/s. There is no pressure gradient and laminar boundary layer is 6 mm thick. Assume a sinusoidal velocity profile [$\mu=1.02 \times 10^{-3}$ kg/ms, $\rho=100$ kg/m³].

$$\frac{u}{U_{\infty}} = \sin \frac{\pi}{2} \left(\frac{y}{\delta} \right)$$

For the flow conditions stated above, calculate the local wall shear stress and skin friction coefficient. CO4 PO2 10

UNIT - V

7 a) a) Using Buckingham's π theorem, show that the velocity through a circular orifice is given by $V = \sqrt{2gH} \phi \left[\frac{D}{H}, \frac{\mu}{\rho V H} \right]$, where H is the head causing flow, D is the diameter of the orifice, μ is co-efficient of viscosity, ρ is the mass density and g is the acceleration due to gravity. CO4 PO2 10

b) Explain the Geometric Similarity, Kinematic Similarity and Dynamic Similarity that exists between the model and prototype. CO2 PO1 10
